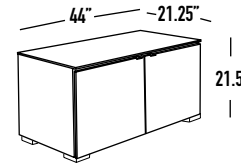
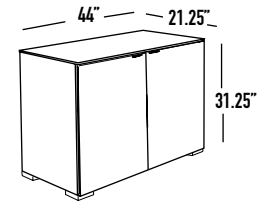


berlin

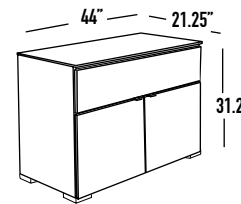
Berlin cabinets are faced with an exotic dark wood called Wenge, a richly textured horizontal pattern. Sleek black glass tops complete a look that's decidedly metropolitan and perfectly suits contemporary rooms.



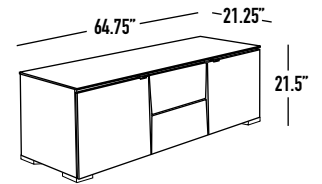
berlin 221 - BL221WE



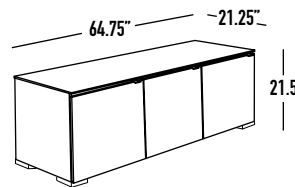
berlin 323 - BL323WE



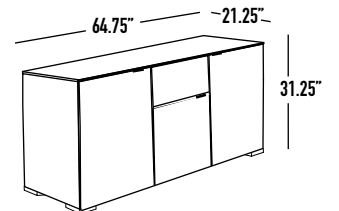
berlin 329 - BL329WE



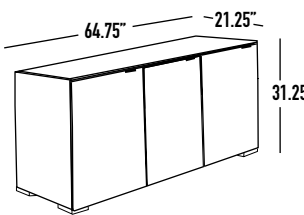
berlin 236 - BL236WE



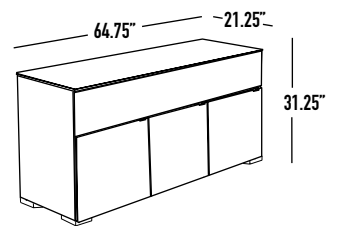
berlin 237 - BL237WE



berlin 336 - BL336WE



berlin 337 - BL337WE



berlin 339 - BL339WE

berlin specifications

	EXTERIOR	INTERIOR	SPEAKER SHELF	CAPACITIES
BL221/WE Features two, 20" high, solid doors placed side by side.	44"W x 21.5"H x 21.25"D	19.75"W x 17.75"H x 19.5"D		Top: 350 lbs - TVs up to 42" Interior: 75 lbs. each shelf
BL323/WE Features two, 30" high, solid doors placed side by side.	44"W x 31.25"H x 21.25"D	19.75"W x 27.75"H x 19.5"D		Top: 200 lbs - TVs up to 42" Interior: 75 lbs. each shelf
BL329/WE Center-channel opening is faced with a removable grille that hides the speaker.	44"W x 31.25"H x 21.25"D	19.75"W x 17.75"H x 19.5"D	40.5"W x 9"H x 19.5"D	Top: 200 lbs - TVs up to 42" Interior: 75 lbs. each shelf Center: 200 lbs
BL236/WE Two, 20" high doors flank a center segment with a removable, grille-covered speaker opening above a drawer.	64.75"W x 21.5"H x 21.25"D	19.75"W x 17.75"H x 19.5"D	19.75"W x 9"H x 19.5"D	Top: 350 lbs - TVs up to 61" Interior: 75 lbs. each shelf Center: 75 lbs Drawer: 111 CDs or 75 DVDs
BL237/WE Simply-configured and harmonious, this Chameleon cabinet has three, 20" high, solid side-by-side doors.	64.75"W x 21.5"H x 21.25"D	19.75"W x 17.75"H x 19.5"D		Top: 350 lbs - TVs up to 61" Interior: 75 lbs. each shelf
BL336/WE Two, 30" high doors flank a center segment with a removable, grille-covered speaker opening above a drawer.	64.75"W x 31.25"H x 21.25"D	Inner: 19.75"W x 17.75"H x 19.5"D Outer: 19.75"W x 27.75"H x 19.5"D	19.75"W x 9"H x 19.5"D	Top: 350 lbs - TVs up to 61" Interior: 75 lbs. each shelf Center: 75 lbs
BL337/WE Simply-configured and harmonious, this Chameleon cabinet has three, 30" high, solid side-by-side doors.	64.75"W x 31.25"H x 21.25"D	19.75"W x 27.75"H x 19.5"D		Top: 350 lbs - TVs up to 61" Interior: 75 lbs. each shelf
BL339/WE Triple-width cabinet that features three doors with a removable, grille-covered speaker opening.	64.75"W x 31.25"H x 21.25"D	19.75"W x 17.75"H x 19.5"D	61.25"W x 9"H x 19.5"D	Top: 200 lbs - TVs up to 61" Interior: 75 lbs. each Center: 150 lbs